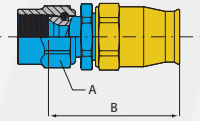




## JIC Female

### Straight JIC (AN) Female

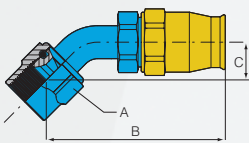


Fitting part no.	Hose size	Fitting thread size	A		B		C	
			ins	mm	ins	mm	ins	mm
AR-06-F3	-06	9/16 x 18	11/16	17.4	1.58	40.1	-	-
AR-08-F3	-08	3/4 x 16	7/8	22.2	1.74	44.2	-	-
AR-10-F3	-10	7/8 x 14	1	25.4	1.94	49.2	-	-
AR-12-F3	-12	1 1/16 x 12	1 1/4	31.7	2.18	55.3	-	-
AR-16-F3	-16	1 5/16 x 12	1 1/2	38.1	2.30	58.4	-	-
AR-20-F3	-20	1 5/8 x 12	1 13/16	46.0	2.70	68.6	-	-

### Step Down Fitting

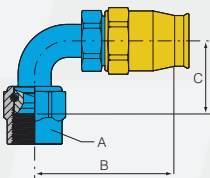
Fitting part no.	Hose size	Fitting thread size	A		B		C	
			ins	mm	ins	mm	ins	mm
AR-12-10-F3	-12	7/8 x 14	1	25.4	2.17	55.2	-	-

### 45° Elbow JIC (AN) Female




Fitting part no.	Hose size	Fitting thread size	A		B		C	
			ins	mm	ins	mm	ins	mm
AR-06-G3	-06	9/16 x 18	11/16	17.4	2.20	55.8	0.50	12.7
AR-08-G3	-08	3/4 x 16	7/8	22.2	2.70	68.5	0.62	15.7
AR-10-G3	-10	7/8 x 14	1	25.4	2.82	71.6	0.74	18.7
AR-12-G3	-12	1 1/16 x 12	1 1/4	31.7	3.45	87.6	0.75	19.0
AR-16-G3	-16	1 5/16 x 12	1 1/2	38.1	3.75	95.2	0.87	22.1
AR-20-G3	-20	1 5/8 x 12	1 13/16	46.0	3.92	99.5	0.93	23.6

### 90° Elbow JIC (AN) Female



Fitting part no.	Hose size	Fitting thread size	A		B		C	
			ins	mm	ins	mm	ins	mm
AR-06-H3	-6	9/16 x 18	11/16	17.4	1.90	48.2	0.95	24.1
AR-08-H3	-8	3/4 x 16	7/8	22.2	2.17	55.1	1.10	27.9
AR-10-H3	-10	7/8 x 14	1	25.4	2.61	66.2	1.31	33.2
AR-12-H3	-12	1 1/16 x 12	1 1/4	31.7	2.88	73.1	1.43	36.3
AR-16-H3	-16	1 5/16 x 12	1 1/2	38.1	3.08	78.2	1.74	44.2
AR-20-H3	-20	1 5/8 x 12	1 13/16	46.0	3.64	92.5	2.05	52.1

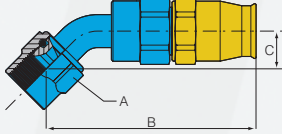
Custom elbow angles available by special request.



USA: (704) 793 4319 UK: 01753 545554 WEB: www.bmrs.net

## JIC Female Double Swivel

### 45° Elbow Double Swivel JIC (AN) Female

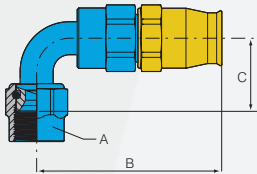


Fitting part no.	Hose size	Fitting thread size	A		B		C	
			ins	mm	ins	mm	ins	mm
AR-06-G3-DS	-06	9/16 x 18	11/16	17.4	2.66	67.5	0.50	12.7
AR-08-G3-DS	-08	3/4 x 16	7/8	22.2	3.10	78.7	0.62	15.7
AR-10-G3-DS	-10	7/8 x 14	1	25.4	3.22	81.7	0.74	18.7
AR-12-G3-DS	-12	1 1/16 x 12	1 1/4	31.7	3.85	97.7	0.75	19.0
AR-16-G3-DS	-16	1 5/16 x 12	1 1/2	38.1	4.15	105.0	0.87	22.1

#### Step Down Fitting

Fitting part no.	Hose size	Fitting thread size	A		B		C	
			ins	mm	ins	mm	ins	mm
AR-12-10-G3-DS	-12	7/8 x 14	1	25.4	3.42	86.8	0.74	18.7

### 90° Elbow Double Swivel JIC (AN) Female

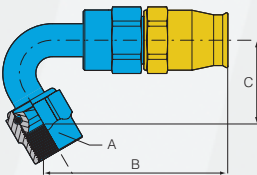


Fitting part no.	Hose size	Fitting thread size	A		B		C	
			ins	mm	ins	mm	ins	mm
AR-06-H3-DS	-06	9/16 x 18	11/16	17.4	2.36	59.9	0.95	24.1
AR-08-H3-DS	-08	3/4 x 16	7/8	22.2	2.57	65.2	1.10	27.9
AR-10-H3-DS	-10	7/8 x 14	1	25.4	3.01	79.4	1.31	33.2
AR-12-H3-DS	-12	1 1/16 x 12	1 1/4	31.7	3.28	83.3	1.43	36.3
AR-16-H3-DS	-16	1 5/16 x 12	1 1/2	38.1	3.48	88.3	1.74	44.2

#### Step Down Fitting

Fitting part no.	Hose size	Fitting thread size	A		B		C	
			ins	mm	ins	mm	ins	mm
AR-12-10-H3-DS	-12	7/8 x 14	1	25.4	3.33	84.5	1.31	33.2

### 120° Elbow Double Swivel JIC (AN) Female

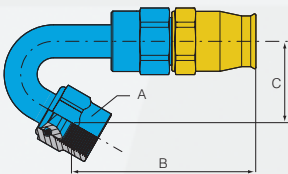


Fitting part no.	Hose size	Fitting thread size	A		B		C	
			ins	mm	ins	mm	ins	mm
AR-06-P3-DS	-06	9/16 x 18	11/16	17.4	2.02	51.4	1.04	26.5
AR-08-P3-DS	-08	3/4 x 16	7/8	22.2	2.12	53.8	1.28	32.6
AR-10-P3-DS	-10	7/8 x 14	1	25.4	2.34	59.6	1.50	38.1
AR-12-P3-DS	-12	1 1/16 x 12	1 1/4	31.7	2.69	68.3	1.71	43.4
AR-16-P3-DS	-16	1 5/16 x 12	1 1/2	38.1	2.83	72.0	2.11	53.5

#### Step Down Fitting

Fitting part no.	Hose size	Fitting thread size	A		B		C	
			ins	mm	ins	mm	ins	mm
AR-12-10-P3-DS	-12	7/8 x 14	1	25.4	2.55	64.9	1.50	38.1

### 150° Elbow Double Swivel JIC (AN) Female



Fitting part no.	Hose size	Fitting thread size	A		B		C	
			ins	mm	ins	mm	ins	mm
AR-06-R3-DS	-06	9/16 x 18	11/16	17.4	1.69	42.9	1.02	25.8
AR-08-R3-DS	-08	3/4 x 16	7/8	22.2	1.70	43.3	1.24	31.6
AR-10-R3-DS	-10	7/8 x 14	1	25.4	1.87	47.6	1.48	37.6
AR-12-R3-DS	-12	1 1/16 x 12	1 1/4	31.7	2.16	55.0	1.74	44.2
AR-16-R3-DS	-16	1 5/16 x 12	1 1/2	38.1	2.20	55.9	2.18	55.5

#### Step Down Fitting

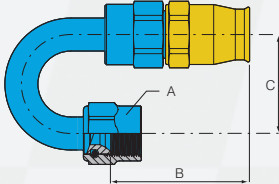
Fitting part no.	Hose size	Fitting thread size	A		B		C	
			ins	mm	ins	mm	ins	mm
AR-12-10-R3-DS	-12	7/8 x 14	1	25.4	2.08	52.9	1.48	37.6

Custom elbow angles available by special request.



## JIC Female Double Swivel

### 180° Elbow Double Swivel JIC (AN) Female



Fitting part no.	Hose size	Fitting thread size	A		B		C	
			ins	mm	ins	mm	ins	mm
AR-06-S3-DS	-06	9/16 x 18	11/16	17.4	1.70	43.1	1.15	29.2
AR-08-S3-DS	-08	3/4 x 16	7/8	22.2	1.84	46.7	1.50	38.1
AR-10-S3-DS	-10	7/8 x 14	1	25.4	1.94	49.2	1.87	47.4
AR-12-S3-DS	-12	1 1/16 x 12	1 1/4	31.7	2.60	66.0	2.25	57.1
AR-16-S3-DS	-16	1 5/16 x 12	1 1/2	38.1	2.42	61.4	3.00	76.2

### Step Down Fitting

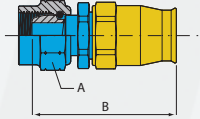
Fitting part no.	Hose size	Fitting thread size	A		B		C	
			ins	mm	ins	mm	ins	mm
AR-12-10-S3-DS	-12	7/8 x 14	1	25.4	2.14	54.3	1.87	47.4

Custom elbow angles available by special request.



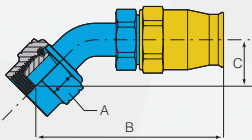
## Metric

### Straight Metric Female



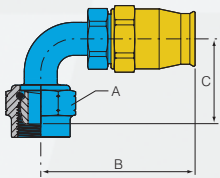
Fitting part no.	Hose size	Fitting thread size	A		B		C	
			ins	mm	ins	mm	ins	mm
AR-06-ST-M12	-06	M12 x 1.50	9/16	14.2	1.73	43.9	-	-
AR-06-ST-M14	-06	M14 x 1.50	11/16	17.0	1.73	43.9	-	-
AR-06-ST-M16	-06	M16 x 1.50	3/4	19.0	1.73	43.9	-	-
AR-08-ST-M18	-08	M18 x 1.50	7/8	22.0	1.86	47.2	-	-
AR-10-ST-M22	-10	M22 x 1.50	1 1/16	27.0	2.09	53.1	-	-
AR-12-ST-M26	-12	M26 x 1.5	1 1/4	31.7	2.45	62.2	-	-
AR-16-ST-M30	-16	M30 x 1.5	1 1/2	38.1	2.61	66.2	-	-

### 45° Elbow Metric Female



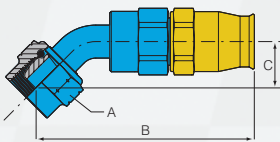
Fitting part no.	Hose size	Fitting thread size	A		B		C	
			ins	mm	ins	mm	ins	mm
AR-06-45-M12	-06	M12 x 1.50	9/16	14.2	2.30	58.4	0.61	15.4
AR-06-45-M14	-06	M14 x 1.50	11/16	17.0	2.30	58.4	0.61	15.4
AR-06-45-M16	-06	M16 x 1.50	3/4	19.0	2.30	58.4	0.61	15.4
AR-08-45-M18	-08	M18 x 1.50	7/8	22.0	2.80	71.1	0.73	18.5
AR-10-45-M22	-10	M22 x 1.50	1 1/16	27.0	2.92	74.1	0.85	21.5

### 90° Elbow Metric Female



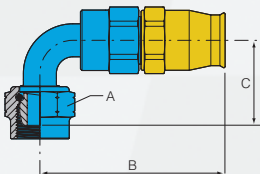
Fitting part no.	Hose size	Fitting thread size	A		B		C	
			ins	mm	ins	mm	ins	mm
AR-06-90-M12	-06	M12 x 1.50	9/16	14.2	1.90	48.2	1.10	27.9
AR-06-90-M14	-06	M14 x 1.50	11/16	17.0	1.90	48.2	1.10	27.9
AR-06-90-M16	-06	M16 x 1.50	3/4	19.0	1.90	48.2	1.10	27.9
AR-08-90-M18	-08	M18 x 1.50	7/8	22.0	2.17	55.1	1.25	31.7
AR-10-90-M22	-10	M22 x 1.50	1 1/16	27.0	2.61	66.2	1.46	37.1

### 45° Elbow Female Double Swivel - Metric



Fitting part no.	Hose size	Fitting thread size	A		B		C	
			ins	mm	ins	mm	ins	mm
AR-12-45-M26-DS	-12	M26 x 1.50	1 1/4	31.7	4.03	102.3	0.93	23.6
AR-16-45-M30-DS	-16	M30 x 1.50	1 1/2	38.1	4.34	110.3	1.08	27.4

### 90° Elbow Female Double Swivel - Metric



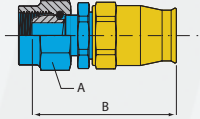
Fitting part no.	Hose size	Fitting thread size	A		B		C	
			ins	mm	ins	mm	ins	mm
AR-12-90-M26-DS	-12	M26 x 1.50	1 1/4	31.7	3.28	1.61	1.61	40.9
AR-16-90-M30-DS	-16	M30 x 1.50	1 1/2	38.1	3.48	58.4	1.95	49.5

Custom elbow angles available by special request.



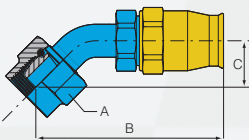
## BSP

### Straight BSP Female



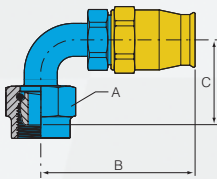
Fitting part no.	Hose size	Fitting thread size	A		B		C	
			ins	mm	ins	mm	ins	mm
AR-06-ST-BSP	-06	3/8	3/4	19.0	1.73	43.9	-	-
AR-08-ST-BSP	-08	1/2	7/8	22.0	1.86	47.2	-	-
AR-10-ST-BSP	-10	5/8	1 1/16	27.0	2.09	53.1	-	-
AR-12-ST-BSP	-12	3/4	1 1/4	31.7	2.45	62.2	-	-
AR-16-ST-BSP	-16	1	1 1/2	38.1	2.61	66.2	-	-

### 45° Elbow BSP Female



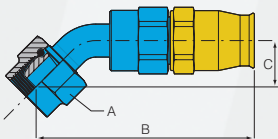
Fitting part no.	Hose size	Fitting thread size	A		B		C	
			ins	mm	ins	mm	ins	mm
AR-06-45-BSP	-06	3/8	3/4	19.0	2.30	58.4	0.61	15.4
AR-08-45-BSP	-08	1/2	7/8	22.0	2.80	71.1	0.73	18.5
AR-10-45-BSP	-10	5/8	1 1/16	27.0	2.92	74.1	0.85	21.5

### 90° Elbow BSP Female



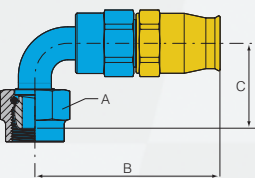
Fitting part no.	Hose size	Fitting thread size	A		B		C	
			ins	mm	ins	mm	ins	mm
AR-06-90-BSP	-06	3/8	3/4	19.0	1.90	48.2	1.10	27.9
AR-08-90-BSP	-08	1/2	7/8	22.0	2.17	55.1	1.25	31.7
AR-10-90-BSP	-10	5/8	1 1/16	27.0	2.61	66.2	1.46	37.1

### 45° Elbow Female Double Swivel - BSP




Fitting part no.	Hose size	Fitting thread size	A		B		C	
			ins	mm	ins	mm	ins	mm
AR-12-45-BSP-DS	-12	3/4	1 1/4	31.7	4.03	102.3	0.93	23.6
AR-16-45-BSP-DS	-16	1	1 1/2	38.1	4.34	110.3	1.08	27.4

### 90° Elbow Female Double Swivel - BSP



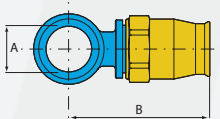
Fitting part no.	Hose size	Fitting thread size	A		B		C	
			ins	mm	ins	mm	ins	mm
AR-12-90-BSP-DS	-12	3/4	1 1/4	31.7	3.28		1.61	40.9
AR-16-90-BSP-DS	-16	1	1 1/2	38.1	3.48		1.95	49.5

Custom elbow angles available by special request.



## Banjo

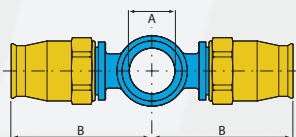
### Banjo



Fitting part no.	Hose size	Bolt thread size	A		B		C	
			ins	mm	ins	mm	ins	mm
AR-06-BJ-01	-06	9/16 x 24	9/16	14.2	1.70	43.2	-	-
AR-06-BJ-02	-06	M12 x 1.25	9/16	14.2	1.70	43.2	-	-
AR-06-BJ-03	-06	M12 x 1.50	9/16	14.2	1.70	43.2	-	-
AR-06-BJ-04	-06	M14 x 1.50	9/16	14.2	1.70	43.2	-	-

NOTE: – Banjos are supplied complete with the bolt and washers

### Banjo Double Tail



Fitting part no.	Hose size	Bolt thread size	A		B		C	
			ins	mm	ins	mm	ins	mm
AR-06-DBJ-01	-06	9/16 x 24	9/16	14.2	1.70	43.2	-	-
AR-06-DBJ-02	-06	M12 x 1.25	9/16	14.2	1.70	43.2	-	-
AR-06-DBJ-03	-06	M12 x 1.50	9/16	14.2	1.70	43.2	-	-
AR-06-DBJ-04	-06	M14 x 1.50	9/16	14.2	1.70	43.2	-	-

NOTE: – Banjos are supplied complete with the bolt and washers

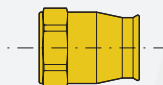
## Replacement Parts for Reusable Fittings

### Olive



Fitting part no.	Hose size
AR-O-06	-06
AR-O-08	-08
AR-O-10	-10
AR-O-12	-12
AR-O-16	-16
AR-O-20	-20

### Socket



Fitting part no.	Hose size
AR-S-06	-06
AR-S-08	-08
AR-S-10	-10
AR-S-12	-12
AR-S-16	-16
AR-S-20	-20